

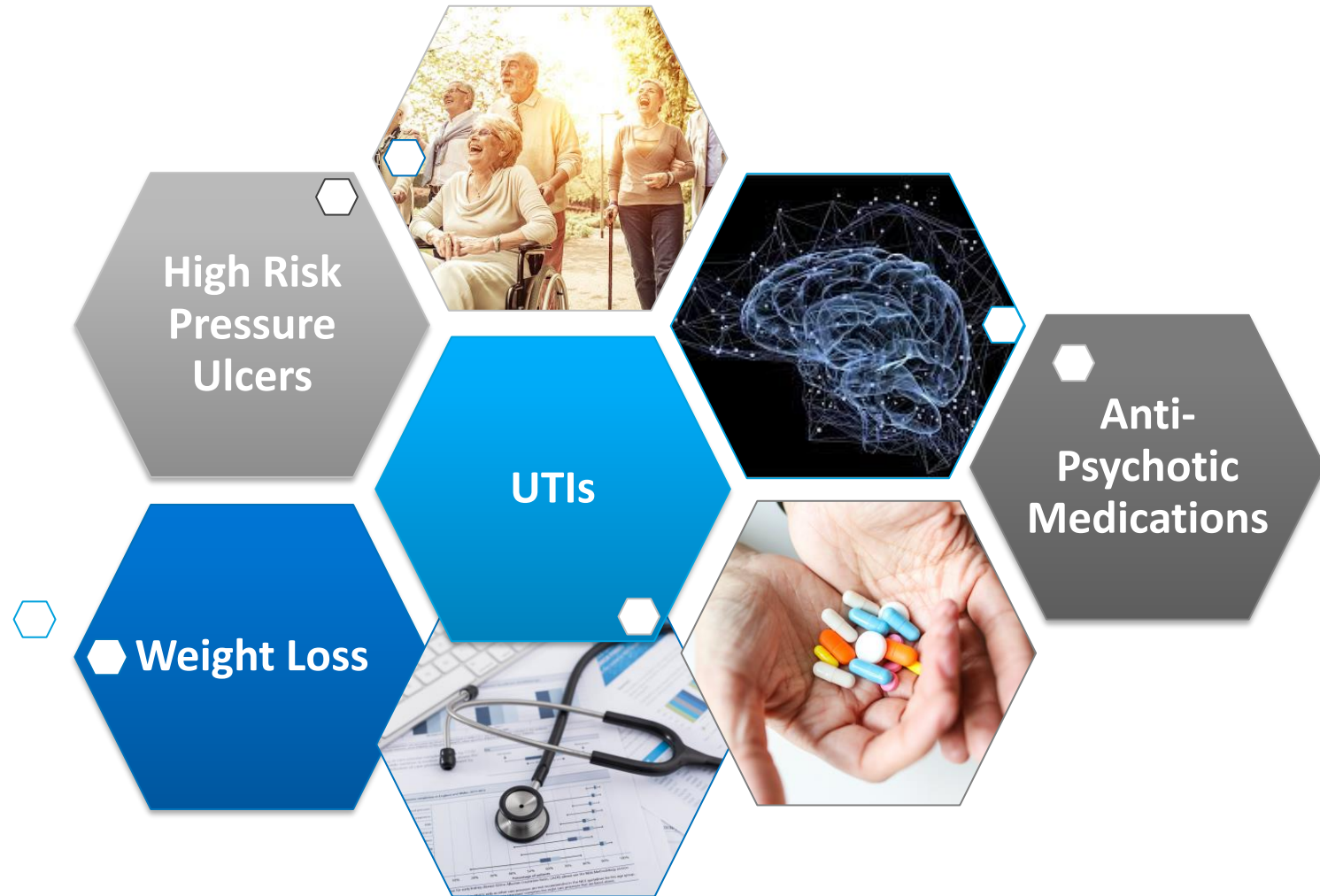


QI –

High Risk Pressure Ulcers Quality Measure



Age-Friendly Homes



Facility Level Quality Measure Report



CASPER Report MDS 3.0 Facility Level Quality Measure Report

Page 1 of 1

Facility ID: NH5531
CCN: 375256
Facility Name: **check facility name**
City/State: OKLAHOMA CITY, OK

Report Period: **check the report period**
Comparison Group: 05/01/2019 - 10/31/2019
Report Run Date: 01/03/2020
Data Calculation Date: 12/30/2019
Report Version Number: 3.02

Note: Dashes represent a value that could not be computed

Note: S = short stay, L = long stay

Note: C = complete; data available for all days selected, I = incomplete; data not available for all days selected

Note: * is an indicator used to identify that the measure is flagged

Note: For the Improvement in Function (S) Measure, a single * indicates a Percentile of 25 or less (higher Percentile values are better)

Measure Description	CMS ID	Data	Num	Denom	Facility Observed Percent	Facility Adjusted Percent	Comparison Group State Average	Comparison Group National Average	Comparison Group National Percentile
Hi-risk/Unstageable Pres Ulcer (L)	N015.03	C	8	62	12.9%	12.9%	9.8%	8.1%	81 *
Phys restraints (L)	N027.02	C	1	117	0.9%	0.9%	0.2%	0.2%	92 *
Falls (L)	N032.02	C	70	117	59.8%	59.8%	52.0%	45.4%	86 *
Falls w/Maj Injury (L)	N013.02	C	12	117	10.3%	10.3%	4.9%	3.5%	97 *
Antipsych Med (S)	N011.02	C	4	129	3.1%	3.1%	2.2%	2.0%	81 *
Antipsych Med (L)	N031.03	C	19	116	16.4%	16.4%	17.4%	14.2%	66
Antianxiety/Hypnotic Prev (L)	N033.02	C	4	78	5.1%	5.1%	9.4%	6.5%	51
Antianxiety/Hypnotic % (L)	N036.02	C	31	89	34.8%	34.8%	25.9%	19.7%	90 *
Behav Sx affect Others (L)	N034.02	C	3	100	3.0%	3.0%	18.2%	20.8%	8
Depress Sx (L)	N030.02	C	0	108	0.0%	0.0%	4.0%	5.5%	0
UTI (L)	N024.02	C	2	112	1.8%	1.8%	4.8%	2.8%	48
Cath Insert/Left Bladder (L)	N026.03	C	4	111	3.6%	3.6%	2.9%	2.2%	75 *
Lo-Risk Lose B/B Con (L)	N025.02	C	8	39	20.5%	20.5%	37.8%	48.2%	7
Excess Wt Loss (L)	N029.02	C	10	84	11.9%	11.9%	5.3%	5.7%	89 *
Incr ADL Help (L)	N028.02	C	9	82	11.0%	11.0%	14.4%	14.9%	32

Performance Improvement Project (PIP) Documentation

Nursing Home Name: _____ Start Date: _____

PIP Team Members:

Staff Name	Title		
	ADM		
	DON		
	MA		
	Wound Care Nurse		

PIP Team Project:

Quality Measure of Focus	Baseline Rate of QM	Improvement Goal for QM	Goal Rate	Date to reach the goal rate
H-Risk Pressure Ulcers	22%	Below State Average	8.7%	June 2022

Goal Monitoring:

Current Date	Current Rate	Current Date	Current Rate	Current Date	Current Rate
Feb 2022	22%				
Apr 2022	15%				
May 2022	10%				

Interventions: The following are the interventions Implemented:

Start Date	Intervention Description	Intervention Notes	Outcome/Results
Feb 2022	Identify PIP Team		
Feb 2022	Run MDS CASPER Resident Level Quality Measure Report		
Feb 2022	Identify residents trigger for HR PU		
Mar 2022	Wound Care Nurse- In-Service Education on Rotation		
Apr 2022	Educational In-Service- Save our Skin prepared and presented by OFMQ and OU		

Outcomes: Use the table below to document what has worked, what has not worked, or lessons learned.

Intervention Successes	Intervention Barriers	Lessons learned
Communication with sign and EHR reminders for rotation and wound care.	Shift Change- Education, Turnover	Signage and Communication for residents at greater risk works

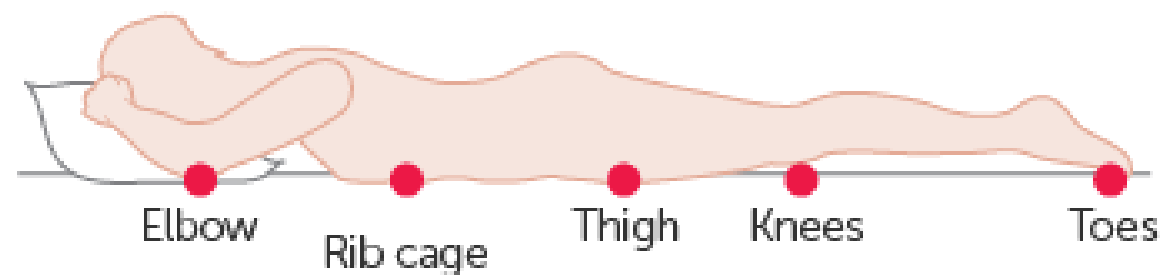
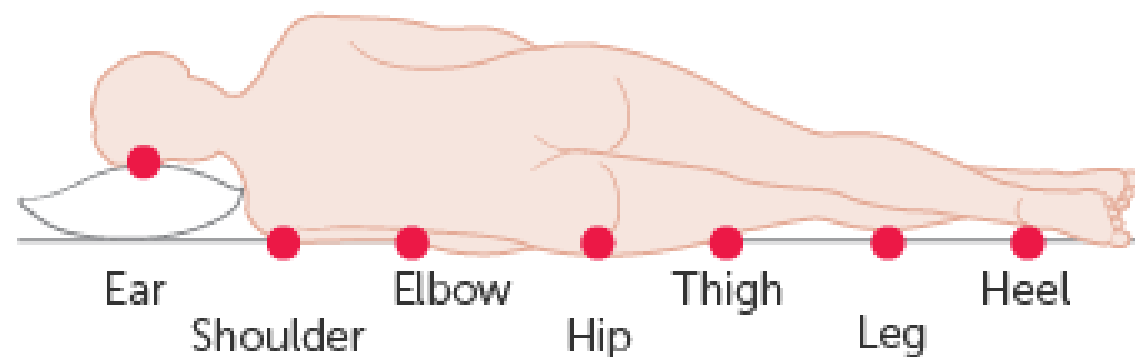
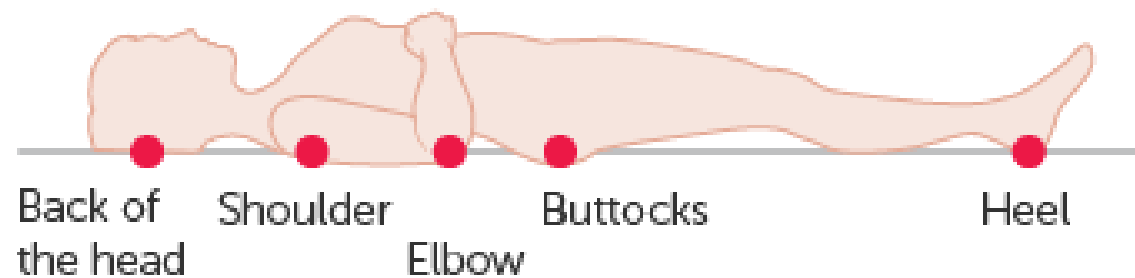
- Team Members
- Project Focus
- Goal Monitoring
- Interventions
- Outcomes

PIP IT: High-Risk Pressure Ulcers

- What are the most common sites for pressure ulcers?

WHERE DO PRESSURE ULCERS BEGIN?

- Tail bone
- Hip bones
- Spine
- Ears
- Back of head
- Heels
- Ankles
- Elbows
- Anywhere!



Risk Factors



Tip the Waiter

- Repositioning
 - A person that can not effectively reposition themselves, they are 'waiting' thus they are the 'waiter'. By tipping the person forward and holding them in a tipped or forward leaning position for a short period of time alleviating pressure.
 - Three Ts
 - Tip
 - Touch
 - Talk
 - This Technique is **in addition** to the need to reposition at least every 2 hours

Interventions for Prevention

Signage

Timers

- Every 2 hours- bed bound
- Every hour- chair bound
- Encourage shifting weight every 15 minutes

Pocket Cards for repositioning technique

Training, Retraining and Testing

Pillows, cushions, wedges

Nutrition- Hydration = warning signs such as weight loss to trigger staff

Moisture Barriers- First Line of defense = Must be applied and applied correctly


Moisturizer frequently = proceed with caution

Long Sleeves and Pants to add layer of protection

Wound Care Bandages –Change Procedures

Lighting to avoid bumping into items





WE WANT YOU!


TO HELP WITH PRESSURE ULCER PREVENTION

Pressure ulcer prevention is everyone's job. We need to work together as a **TEAM** to make sure our patients have enough supplies, nutrition, and the proper help to prevent pressure ulcers. Thank you for joining this journey with us.

Together, **We can Take the Pressure off!**

Please Complete the following quiz and return it to the Manager's office in 1 week.
Thank you!

Take THE **PRE**  **URE** OFF!

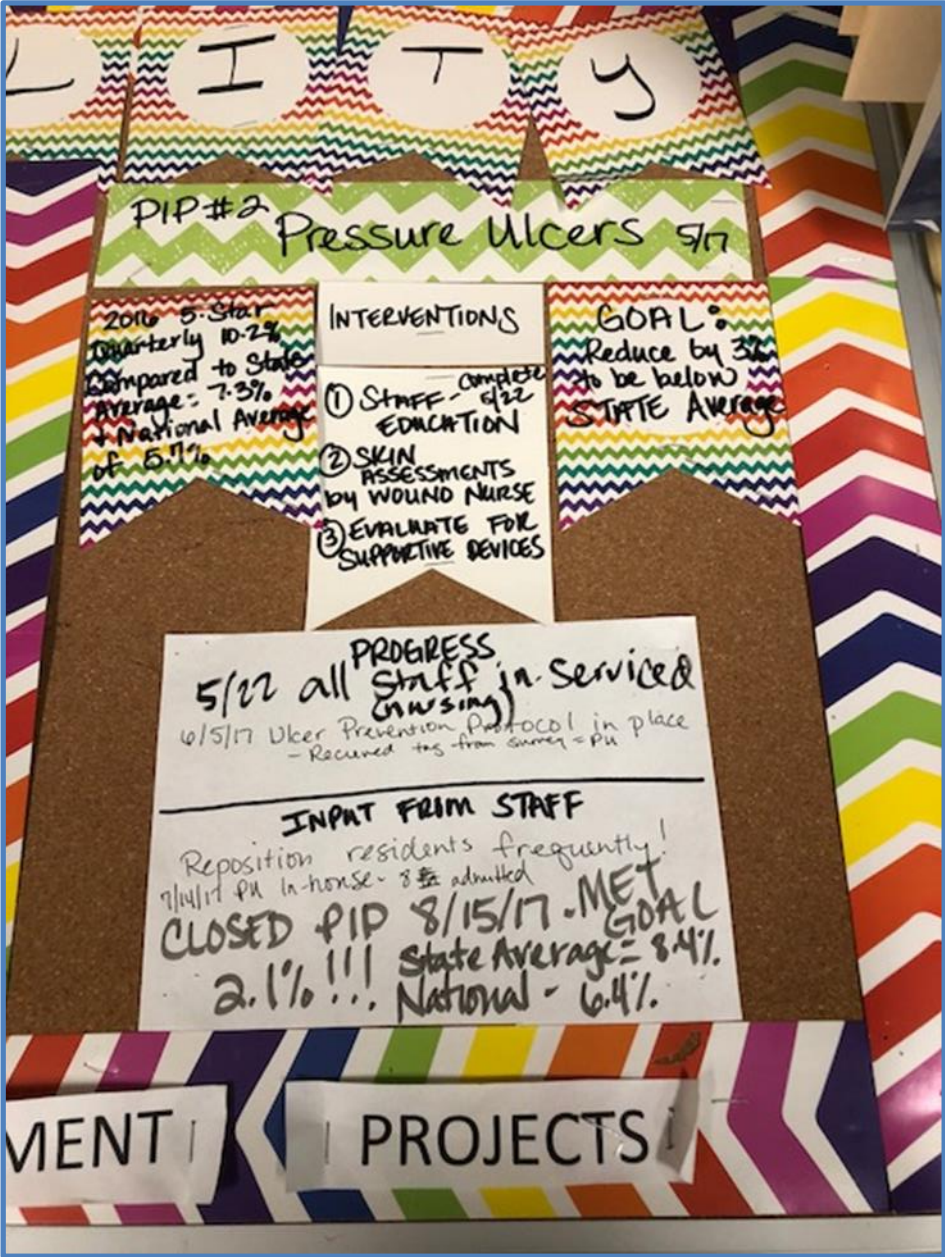


- What effective prevention techniques to you use in your homes?



Story Boards- Team Initiatives- Team Commitment- Team Goals

Team Accomplishment



Dawn Jelinek

Age-Friendly Clinics and LTC

OFMQ- GWEP- OkDCN
Senior Clinical Consultant
djelinek@ofmq.com
405-651-4796

